

M L PF H

Advanced Course in Gynecological Laparoscopy Barcelona 2015





**Advanced Course
in Gynecological
Laparoscopy**
Barcelona 2015

The Advanced Course in Gynecological Laparoscopy consists of four modules:

- 1 Laparoscopic Myomectomy**
- 2 Laparoscopic Lymphadenectomy**
- 3 Laparoscopic repair of Pelvic Floor defects**
- 4 Laparoscopic Hysterectomy**

A maximum of six participants can join each module and participants can undergo more than one module. Theoretical and practical sessions will be taught in English or Spanish depending on the language of the participants.

TARGET AUDIENCE

Participants must be gynecologists with basic experience in gynecological laparoscopy techniques.

COURSE OBJECTIVES

- To provide the basic skills required for good progress in clinical laparoscopic practice.
- To describe the technical steps which are used for advanced laparoscopic procedures.
- To describe results and potential complications, and how to prevent and solve them.
- To provide hands-on live animal training session in a female porcine model in experimental lab and surgical procedures in the operating room in order to give participants the technical capacity to improve their skills.

EDUCATIONAL METHODS

- Interactive theoretical and video sessions between Faculty and course participants.
- Hands-on training on live tissue (female pigs) in experimental lab.
- Surgical procedures in the operating room.

COURSE DIRECTOR

[F. Carmona](#)

SCIENTIFIC SECRETARY

[M. A. Martínez-Zamora](#)

AUSPICES

Requested auspice of the
AAGL

Myomectomy

April 8th, 2015

16.00–16.15

WELCOME AND INTRODUCTION

(A dossier containing updated bibliography and surgical videos will be provided)

[Dr. F. Carmona](#)

16.15–17.00

KEY POINTS IN LAPAROSCOPIC MYOMECTOMY

Update on strategies for safe and effective fibroid removal. Techniques for enclosed morcellation

[Dra. M. Gracia](#)

17.00–17.45

UTERINE SUTURE AFTER LAPAROSCOPIC MYOMECTOMY

[Dr. S. Martínez-Román](#)

17.45–18.15

COFFEE BREAK

18.15–19.00

LAPAROSCOPIC MYOMECTOMY

Complications and results

[Dra. M. A. Martínez-Zamora](#)

19.00–20.00

VIDEO SESSION

[Dr. F. Carmona](#)

April 9th, 2015

09.00–14.00

SURGICAL PROCEDURES IN THE OPERATING ROOM

(A minimum of two laparoscopic myomectomies will be performed)

[Dr. F. Carmona](#)

14.00–16.00

LUNCH

16.00–20.00

HANDS-ON LIVE ANIMAL TRAINING IN A FEMALE PORCINE MODEL

(maximum two students per animal)

Laparoscopic suturing and knotting, hysterectomy, adnexectomy, dissection of the retroperitoneal space, ureteral dissection, vascular dissection, nephrectomy, intestinal injury repair, urinary injury repair and vascular injury repair

[Dr. F. Carmona,](#)

[Dra. M. A. Martínez-Zamora,](#)

[Dra. M. Gracia,](#)

[Dr. S. Martínez-Román](#)

21.00

DINNER

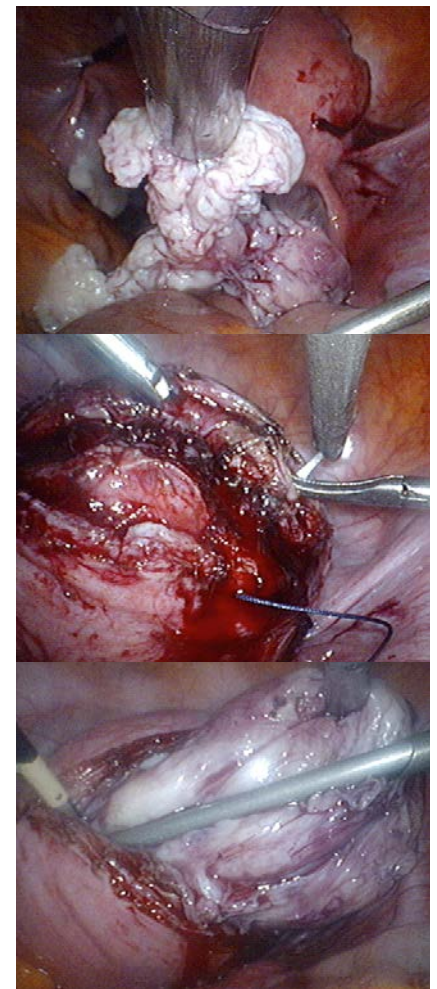
April 10th, 2015

09.00–14.00

SURGICAL PROCEDURES IN THE OPERATING ROOM

(A minimum of two laparoscopic myomectomies will be performed)

[Dr. F. Carmona](#)





Lymphadenectomy

April 15th 2015

16.00–16.15

WELCOME AND INTRODUCTION

(A dossier containing updated bibliography and surgical videos will be provided)

[Dr. J. Pahisa](#)

16.15–17.00

PELVIC LYMPHADENECTOMY

Indications and technique

[Dr. P. Fusté](#)

17.00–17.45

PARA-AORTIC LYMPHADENECTOMY

Indications and technique

[Dr. A. Torné](#)

17.45–18.15

COFFEE BREAK

18.15–19.00

GYNECOLOGICAL LAPAROSCOPIC LYMPHADENECTOMY

Complications and results

[Dr. S. Martínez-Román](#)

19.00–20.00

VIDEO SESSION

[Dr. J. Pahisa](#)

April 16th 2015

09.00–14.00

SURGICAL PROCEDURES IN THE OPERATING ROOM

(A minimum of one laparoscopic gynecological lymphadenectomy will be performed)

[Dr. J. Pahisa](#)

14.00–16.00

LUNCH

16.00–20.00

HANDS-ON LIVE ANIMAL TRAINING IN A FEMALE PORCINE MODEL

(Maximum two students per animal)

Dissection of the retroperitoneal space, ureteral dissection, vascular dissection, hysterectomy, adnexectomy, nephrectomy, intestinal injury repair, urinary injury repair, vascular injury repair and laparoscopic suturing and knotting

[Dr. J. Pahisa](#), [Dr. P. Fusté](#),
[Dr. S. Martínez-Román](#)

21.00

DINNER

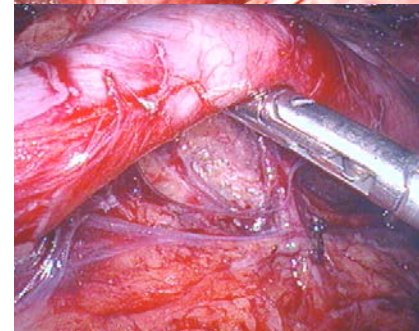
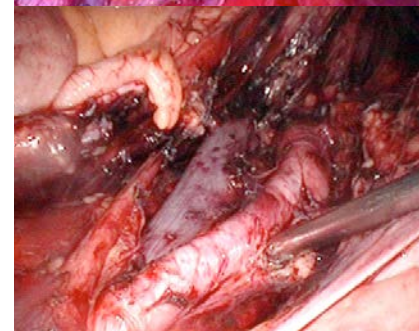
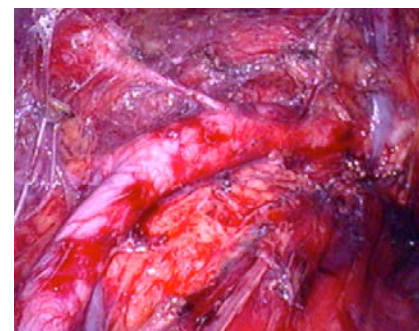
April 17th 2015

09.00–14.00

SURGICAL PROCEDURES IN THE OPERATING ROOM

(A minimum of one laparoscopic gynecological lymphadenectomy will be performed)

[Dr. J. Pahisa](#)



Pelvic Floor

May 13th, 2015

16.00–16.15

WELCOME AND INTRODUCTION

(A dossier containing updated bibliography and surgical videos will be provided)

[Dr. F. Carmona](#)

16.15–17.00

ABDOMINAL/ LAPAROSCOPIC SURGERY VERSUS VAGINAL SURGERY

In the repair of pelvic floor defects

[Dr. M. Espuña](#)

17.00–17.45

KEY POINTS IN LAPAROSCOPIC SACRAL COLPOPEXY

[Dra. M. Gracia](#)

17.45–18.15

COFFEE BREAK

18.15–19.00

LAPAROSCOPIC SACRAL COLPOPEXY

Complications and results

[Dra. M. A. Martínez-Zamora](#)

19.00–20.00

VIDEO SESSION

[Dr. F. Carmona](#)

May 14th, 2015

09.00–14.00

SURGICAL PROCEDURES IN THE OPERATING ROOM

(A minimum of two laparoscopic sacral colpopexies will be performed)

[Dr. F. Carmona](#)

14.00–16.00

LUNCH

16.00–20.00

HANDS-ON LIVE ANIMAL TRAINING IN A FEMALE PORCINE MODEL

(Maximum two students per animal)

Laparoscopic suturing and knotting, hysterectomy, adnexectomy, dissection of the retroperitoneal space, ureteral dissection, vascular dissection, nephrectomy, intestinal injury repair, urinary injury repair and vascular injury repair

[Dr. F. Carmona](#),
[Dra. M. A. Martínez-Zamora](#),
[Dra. M. Gracia](#),
[Dr. S. Martínez-Román](#)

21.00

DINNER

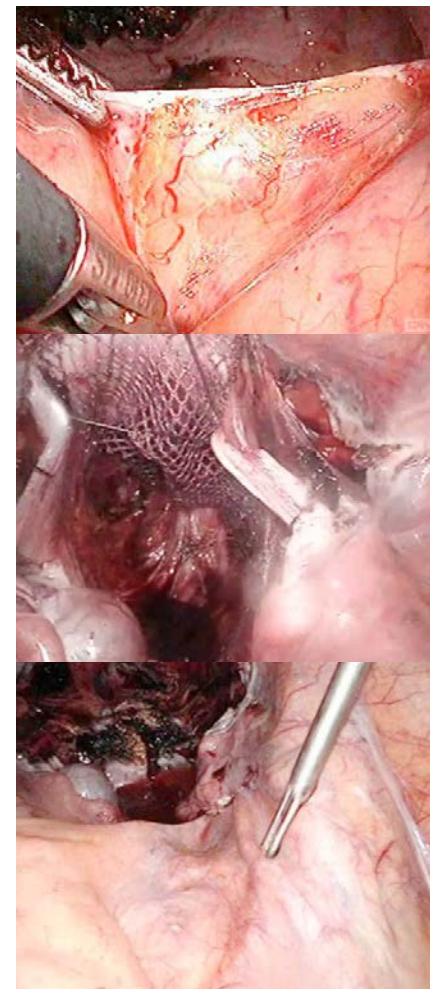
May 15th, 2015

09.00–14.00

SURGICAL PROCEDURES IN THE OPERATING ROOM

(A minimum of two laparoscopic sacral colpopexies will be performed)

[Dr. F. Carmona](#)



Hysterectomy

May 27th, 2015

16.00–16.15

WELCOME AND INTRODUCTION

(A dossier containing updated bibliography and surgical videos will be provided)

[Dr. F. Carmona](#)

16.15–17.00

KEY POINTS IN LAPAROSCOPIC HYSTERECTOMY

[Dra. M. A. Martínez-Zamora](#)

17.00–17.45

UPDATE ON STRATEGIES FOR SAFE AND EFFECTIVE UTERUS REMOVAL

Techniques for enclosed morcellation

[Dr. M. Gracia](#)

17.45–18.15

COFFEE BREAK

18.15–19.00

LAPAROSCOPIC HYSTERECTOMY

Complications and results

[Dr. S. Martínez-Román](#)

19.00–20.00

VIDEO SESSION

[Dr. F. Carmona](#)

May 28th, 2015

09.00–14.00

SURGICAL PROCEDURES IN THE OPERATING ROOM

(A minimum of two laparoscopic hysterectomies will be performed)

[Dr. F. Carmona](#)

14.00–16.00

LUNCH

16.00–20.00

HANDS-ON LIVE ANIMAL TRAINING IN A FEMALE PORCINE MODEL

(Maximum two students per animal)

Laparoscopic suturing and knotting, hysterectomy, adnexectomy, dissection of the retroperitoneal space, ureteral dissection, vascular dissection, nephrectomy, intestinal injury repair, urinary injury repair and vascular injury repair

[Dr. F. Carmona,](#)
[Dra. M. A. Martínez-Zamora,](#)
[Dr. M. Gracia,](#)
[Dr. S. Martínez-Román](#)

21.00

DINNER

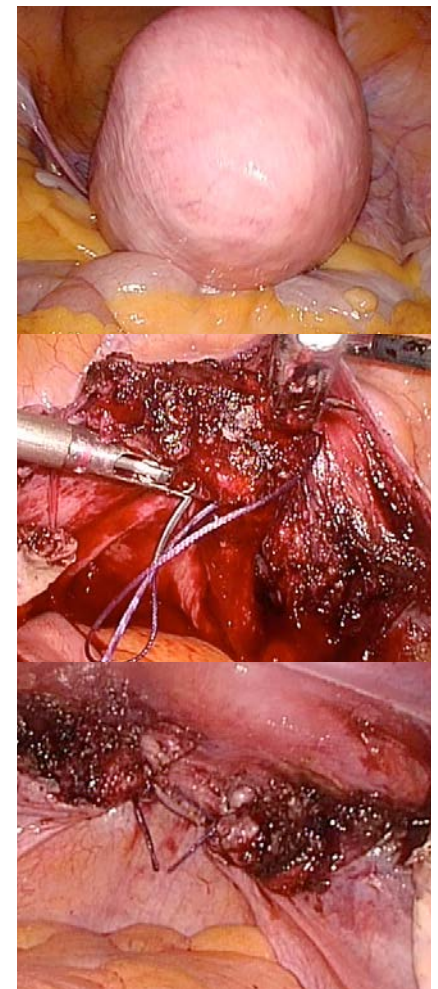
May 29th, 2015

09.00–14.00

SURGICAL PROCEDURES IN THE OPERATING ROOM

(A minimum of two laparoscopic hysterectomies will be performed)

[Dr. F. Carmona](#)





**Advanced Course
in Gynecological
Laparoscopy**
Barcelona 2015

VENUE

Hospital Clínic
C/ Villarroel, 170
08036 Barcelona

FEE

1600€ per Module
(6400€ Entire Course)

REGISTRATION

[Please click here
to register online](#)

**TECHNICAL
SECRETARIAT**

[Miquel Pahissa](#)
Aula Clínic
Hospital Clínic de Barcelona
mpahissa@clinic.ub.es
T. 932 279 852

MYOMECTOMY

April 8th – April 10th

LYMPHADENECTOMY

April 15th – April 17th

PELVIC FLOOR

May 13th – May 15th

HYSTERECTOMY

May 27th – May 29th